

MODELO / MODEL / MODÈLE	30,3x60,5 12,12"x24,2"	30x60 12"x24"	25x75 10"x30"	25x50 10"x20"
AOSTA				70
AOSTA EGEO				70
AOSTA MEDAS				70
BLOIS			40	
BLOIS CUADRO			40	
BLOIS JEUX			40	
BLOIS TABLA			40	
CAPUA				72
CAPUA DEC				72
CAPUA MULTI				72
CRONO			42	74
DANTE			44	76
ERIS			46	78
LILLE			48/49	
LILLE CUADRO			48/49	
LILLE FALL			48/49	
LILLE LYS			48/49	
LILLE ROCHER			48/49	
MARMÍ CUADRO				80
MARMÍ TABLA				80
MEDEA CUADRO				90
MITA TABLA				74
MOON TABLA				90
NICEA			52	82
NICEA DECOR			52	
ORIÓN	32			
ORIÓN ATELIER	34			
ORIÓN SINCRO	34			
PARIS				84
RAVENA			54	
SINTRA			56	86
SPA			58	
SPA ARLON			58	
SPA CUADRO			58	
SPA TABLA			58	
SPA TRIER			58	
SPEZIA			60	
TRABIA			62	88
TRÍPOLI	36	36	66	90
TRÍPOLI MATE	36	36	66	92
UDINE	38			
UDINE FIORE	38			
UDINE VELVET	38			
VERMONT			68	94

PASTA BLANCA

WHITE BODY TILES / PÂTE BLANCHE

30,3 x 60,5 / 12,12" x 24,2"

ORIÓN
ORIÓN ATELIER
ORIÓN SINCRO
TRÍPOLI
TRÍPOLI MATE
UDINE
UDINE FIORE
UDINE VELVET

30 x 60 / 12" x 24"

TRÍPOLI
TRÍPOLI MATE

25 x 75 / 10" x 30"

BLOIS
BLOIS CUADRO
BLOIS JEUX
BLOIS TABLA
CRONO
DANTE
ERIS
LILLE
LILLE CUADRO
LILLE FALL
LILLE LYS
LILLE ROCHER
NICEA
NICEA DECOR
RAVENA
SINTRA
SPA
SPA ARLON
SPA CUADRO
SPA TABLA
SPA TRIER
SPEZIA
TRABIA
TRÍPOLI
TRÍPOLI MATE
VERMONT

25 x 50 / 10" x 20"

AOSTA
AOSTA EGEO
AOSTA MEDAS
CAPUA
CAPUA DEC
CAPUA MULTI
CRONO
DANTE
ERIS
MARMI CUADRO
MARMI TABLA
MEDEA CUADRO
MITA TABLA
MOON TABLA
NICEA
PARIS
SINTRA
TRABIA
TRÍPOLI
TRÍPOLI MATE
VERMONT



ORION Blanco Brillo
30,3 x 60,5 **M15**
27.727.63.827



ORION Blanco Mate
30,3 x 60,5 **M15**
27.727.174.827



Dec. SEDA ■ ■ ■ ■
30,3 x 60,5 **P115**
28.424.1.2359



12,00



Dec. TAVOLA Blanco ■ ■ ■ ■
30,3 x 60,5 **P113**
28.424.12.2424



12,30



Dec. JUICE ■ ■ ■ ■
30,3 x 60,5 **P115**
28.424.1.2348



12,10

Mold. CRISTAL Gris
1,5 x 60,5 **P71**
28.656.2.2525
[Cristal-Glass-Verre]




1,38

List. TIBOR Plata
0,6 x 25 **P27**
5.679.31.814



0,44

Pavimento coordinado / Coordinated floor tiles / Sol coordonné / **COMPACGLASS**



CATWALK Blanco PEI 4
30 x 30 **M14**
15.600.12.1775



CATWALK Marrón PEI 3
30 x 30 **M14**
15.600.9.1775



CATWALK Negro PEI 3
30 x 30 **M14**
15.600.3.1775



30,3 x 60,5
30 x 30

Rvto-Wall-Rvtm
Pvto-Floor-Sol



M²
M²



7
16



1,28
1,44



60
60



76,80
86,40



20,60
26,50



1262
1616



ORIÓN ATELIER - ORIÓN SINCRO

30,3 x 60,5 cm / 12,12" x 24,2"



ORIÓN SINCRO Gris
30,3 x 60,5 **M17**
27.727.2.5168



ORIÓN ATELIER Gris
30,3 x 60,5 **M17**
27.727.2.5167



Dec. ORGANZA Gris 4
30,3 x 60,5 **P115** 12,00
28.424.2.2425



Mold. SINCRO Gris 21
2 x 30,3 **P65** 2,64
28.328.2.2385



ORIÓN SINCRO Arena
30,3 x 60,5 **M17**
27.727.17.5168



ORIÓN ATELIER Arena
30,3 x 60,5 **M17**
27.727.17.5167



Dec. ORGANZA Arena 4
30,3 x 60,5 **P115** 12,00
28.424.17.2425



Mold. SINCRO Arena 21
2 x 30,3 **P65** 2,64
28.328.17.2385



30,3 x 60,5
30 x 30

Rvto-Wall-Rvtm
Pvto-Floor-Sol



M²
M²



7
16



1,28
1,44



60
60



76,80
86,40



20,60
26,50



1262
1616

PASTA BLANCA / WHITE BODY TILES / PÂTE BLANCHE

RVTO / WALL / RVTM: ORIÓN SINCRO ARENA 30,3 x 60,5 / ORIÓN ATELIER ARENA 30,3 x 60,5 / DEC. ORGANZA ARENA 30,3 x 60,5 / MOLD. SINCRO ARENA 2 x 30,3
PVT0 / FLOOR / SOL: TWEED SIENA 30 x 30

30,3 x 60,5



Pavimento coordinado / Coordinated floor tiles / Sol coordonné / **COMPACGLASS**



TWEED Blanco PEI 4
30 x 30 **M14**
15.600.12.1776



TWEED Siena PEI 3
30 x 30 **M14**
15.600.53.1776




TWEED Marfil PEI 4
30 x 30 **M14**
15.600.33.1776


TRÍPOLI - TRÍPOLI MATE

| 25 x 75 | 25 x 50 |

30,3 x 60,5 cm / 30 x 60 cm / 12,12" x 24,2" / 12" x 24"



TRÍPOLI Blanco
30,3 x 60,5 **M15**
27.727.12.1205
30 x 60 **M24**
31.422.12.1205



TRÍPOLI MATE Blanco
30,3 x 60,5 **M15**
27.727.12.1316
30 x 60 **M24**
31.422.12.1316



Dec. TRÓPICO Blanco ■ ■ ■ ■
30,3 x 60,5 **P112**
28.424.12.374



4 12,20



Dec. FRUTAS Blanco ■ ■ ■ ■
30,3 x 60,5 **P112**
28.424.12.558



4 12,20



Mold. VARADERO Rojo
1,5 x 60,5 **P41**
28.656.8.377



14 2,60



Mold. ITÁLICA Metal
1,5 x 60,5 **P46**
28.656.228.276



14 2,38



Cnf. ZELANDA Ceniza
20,5 x 55 **P88**
40.686.19.16



10 22,00



Cnf. ZELANDA Grafito
20,5 x 55 **P88**
40.686.68.16



10 22,00

☐ Sin rec/Non rec/Non rec ☐ Rec/Rec/Rec ☒ Semipul/Semipol/Semipoli



30,3 x 60,5
30 x 60
30 x 30

Sin rec/Non rec/Non rec
Rec/Rec/Rec
Pvto-Floor-Sol



M²
M²
M²



7
8
16



1,28
1,44
1,44



60
32
60



76,80
46,08
86,40



20,60
22,50
26,50



1262
746
1616



Pavimento coordinado / Coordinated floor tiles / Sol coordonné / **COMPACGLASS**



CATWALK Blanco PEI 4
30 x 30 **M14**
15.600.12.1775



CATWALK Negro PEI 3
30 x 30 **M14**
15.600.3.1775

UDINE - UDINE FIORE - UDINE VELVET

30,3 x 60,5 cm / 12,12" x 24,2"



UDINE Blanco
30,3 x 60,5 **M15**
27.727.12.2374



UDINE FIORE Gris
30,3 x 60,5 **M17**
27.727.2.5165



UDINE VELVET Gris
30,3 x 60,5 **M17**
27.727.2.5166



UDINE FIORE Arena
30,3 x 60,5 **M17**
27.727.17.5165



UDINE VELVET Arena
30,3 x 60,5 **M17**
27.727.17.5166



UDINE FIORE Azul
30,3 x 60,5 **M17**
27.727.4.5165



UDINE VELVET Azul
30,3 x 60,5 **M17**
27.727.4.5166



30,3 x 60,5
30 x 30

Rvto-Wall-Rvtm
Pvto-Floor-Sol



M²
M²



7
16



1,28
1,44



60
60



76,80
86,40



20,60
26,50



1262
1616



Dec. HOGAR PACK-2 Blanco ■ ■ ■ ■ 1
60,6 x 60,5 **P150** 6,50
28.728.12.5250

Mold. CRISTAL Gris 6
1,5 x 60,5 **P71** 1,38
28.656.2.2525
(Cristal-Glass-Verre)

Mold. CRISTAL Arena 6
1,5 x 60,5 **P71** 1,38
28.656.17.2525
(Cristal-Glass-Verre)

Mold. CRISTAL Azul 6
1,5 x 60,5 **P71** 1,38
28.656.4.2525
(Cristal-Glass-Verre)

Pavimento coordinado / Coordinated floor tiles / Sol coordonné / **COMPACGLASS**



TWEED Blanco PEI 4
30 x 30 **M14**
15.600.12.1776



TWEED Siena PEI 3
30 x 30 **M14**
15.600.53.1776



TWEED Turquesa PEI 3
30 x 30 **M14**
15.600.27.1776

BLOIS - BLOIS CUADRO - BLOIS JEUX - BLOIS TABLA

25 x 75 cm / 10" x 30"



BLOIS Plata
25 x 75 **M22**
27.725.31.2458



Capitel BLOIS Plata 16
5 x 25 **P32** 3,20
28.152.31.2458



Alzata BLOIS Plata 6
15 x 25 **P59** 5,25
28.562.31.2458



BLOIS TABLA Plata
25 x 75 **M22**
27.725.31.2712



Capitel LOIR Bronze 14
5 x 25 **P27** 3,38
28.152.234.2477



Alzata LOIR Bronze 11
10 x 25 **P36** 5,60
28.225.234.2477



BLOIS CUADRO Plata
25 x 75 **M22**
27.725.31.2720



BLOIS JEUX Plata
25 x 75 **M22**
27.725.31.2730



Dec. CHER Plata
25 x 75 **P116** 4
28.716.31.2468 13,40



Malla PYREX Mix 18
33 x 33 **P86** 17,30
28.833.100.2484
[Cristal-Glass-Verre]
[4 mm aprox.]



Ang. CAPITEL LOIR
P56
28.370.234.2477



Ang. ALZATA LOIR
P71
28.415.234.2477



Mold. METAL PLATA Mate 27
2 x 75 **P64** 7,61
28.719.803.2466



Mold. METAL BRONCE Mate 27
2 x 75 **P66** 7,61
28.719.803.2465



25 x 75
45 x 45

Rvto-Wall-Rvtn
Pvto-Floor-Sol



M²
M²



6
6



1,13
1,22



64
52



72,32
63,44



20,30
26,40



1325
1399



Pavimento coordinado / Coordinated floor tiles / Sol coordonné / **COMPACGLASS**



BLOIS Plata
45 x 45 **M20**
15.302.31.2458

PEI 4

25 x 75 cm / 10" x 30"



CRONO Marfil
25 x 75 **M22**
27.725.33.856



Dec. CALGARI Marfil ■ ■ ■ ■
25 x 75 **P110**
28.716.33.739 4
13,40



List. AUGUSTE Crema ■ ■ ■ ■
7,5 x 75 **P101** 7
28.717.96.932 8,02



MARMI CUADRO Marfil
25 x 50 **M18**
27.588.33.5252



MARMI TABLA Marfil
25 x 50 **M18**
27.588.33.5169



MITA TABLA Beige
25 x 50 **M18**
27.588.7.5170

25 x 75	Rvto-Wall-Rvtn	M²	6	1,13	64	72,32	20,30	1325
25 x 50	Rvto-Wall-Rvtn	M²	7	0,88	88	77,44	13,50	1214
45 x 45	Pvto-Floor-Sol	M²	6	1,22	52	63,44	26,40	1399



Pavimento coordinado / Coordinated floor tiles / Sol coordonné / **COMPACGLASS**



MAGNA Marfil
45 x 45 **M20**
15.302.33.1996



MAGNA Crema
45 x 45 **M20**
15.302.96.1996

25 x 75 cm / 10" x 30"



DANTE Blanco
25 x 75 **M22**
27.725.12.1481



DANTE Marfil
25 x 75 **M22**
27.725.33.1481



Dec. AVEIRO ■ ■ ■ ■
25 x 75 **P121**
28.716.1.4102



DANTE Noce
25 x 75 **M22**
27.725.160.1481



DANTE Ventana
25 x 75 **P57**
Blanco 28.716.12.1481
Marfil 28.716.33.1481
Noce 28.716.160.1481



MARMÍ CUADRO Marfil
25 x 50 **M18**
27.588.33.5252



Taco MALI
8,5 x 13,7 **P31**
28.426.1.729



Alzata MALI
15 x 25 **P70**
28.562.1.729











List. MALI
8 x 25 **P44**
28.158.1.729



Mold. MALI
3,5 x 25 **P29**
28.565.1.729



MARMÍ TABLA Marfil
25 x 50 **M18**
27.588.33.5169

								
25 x 75	Rvto-Wall-Rvtm	M²	6	1,13	64	72,32	20,30	1325
25 x 50	Rvto-Wall-Rvtm	M²	7	0,88	88	77,44	13,50	1214
45 x 45	Pvto-Floor-Sol	M²	6	1,22	52	63,44	26,40	1399



Pavimento coordinado / Coordinated floor tiles / Sol coordonné / **COMPACGLASS**



DANTE Blanco
45 x 45 **M20**
15.302.12.1481



DANTE Noce
45 x 45 **M20**
15.302.160.1481



DANTE Marfil
45 x 45 **M20**
15.302.33.1481

25 x 75 cm / 10" x 30"



ERIS Marfil
25 x 75 **M22**
27.725.33.2433



ERIS Crema
25 x 75 **M22**
27.725.96.2433



Dec. MIRT ■ ■ ■ ■
25 x 75 **P117**
28.716.1.680

4

13,42



ERIS Noce
25 x 75 **M22**
27.725.160.2433



ERIS Ventana
25 x 75 **P57**
Marfil 28.716.33.2433
Crema 28.716.96.2433
Noce 28.716.160.2433

4

13,00



MARMI CUADRO Marfil
25 x 50 **M18**
27.588.33.5252



Taco ATENEA
8,5 x 13,7 **P39**
28.426.1.689

6

0,97



Alzata ATENEA
15 x 25 **P82**
28.562.1.689

6

3,60



List. ATENEA
8 x 25 **P61**
28.158.1.689

15

5,18



Mold. ATENEA
3,5 x 25 **P29**
28.565.1.689

17

2,04



MARMI TABLA Marfil
25 x 50 **M18**
27.588.33.5169



25 x 75
25 x 50
45 x 45

Rvto-Wall-Rvtn
Rvto-Wall-Rvtn
Pvto-Floor-Sol



M²
M²
M²



6
7
6



1,13
0,88
1,22



64
88
52



72,32
77,44
63,44



20,30
13,50
26,40



1325
1214
1399



Pavimento coordinado / Coordinated floor tiles / Sol coordonné / **COMPACGLASS**



ERIS Marfil
45 x 45 **M20**
15.302.33.2433

PEI 4



ERIS Crema
45 x 45 **M20**
15.302.96.2433

PEI 4




ERIS Noce
45 x 45 **M20**
15.302.160.2433

PEI 4

LILLE - LILLE CUADRO - LILLE FALL - LILLE LYS - LILLE ROCHER

25 x 75 cm / 10" x 30"



LILLE Blanco
25 x 75 **M22**
27.725.12.2459



LILLE CUADRO Blanco
25 x 75 **M22**
27.725.12.2721




LILLE Perla
25 x 75 **M22**
27.725.37.2459



LILLE CUADRO Perla
25 x 75 **M22**
27.725.37.2721



LILLE LYS Blanco
25 x 75 **M22**
27.725.12.2740



Capitel LILLE Blanco 16
5 x 25 **P32** 3,20
28.152.12.2459



Alzata LILLE Blanco 6
15 x 25 **P59** 5,25
28.562.12.2459



LILLE ROCHER Blanco
25 x 75 **M22**
27.725.12.2722



Capitel LILLE Perla 16
5 x 25 **P32** 3,20
28.152.37.2459



Alzata LILLE Perla 6
15 x 25 **P59** 5,25
28.562.37.2459



25 x 75
45 x 45

Rvto-Wall-Rvtm
Pvto-Floor-Sol



M²
M²



6
6



1,13
1,22



64
52



72,32
63,44



20,30
26,40



1325
1399



LILLE Marfil
25 x 75 **M22**
27.725.33.2459



LILLE CUADRO Marfil
25 x 75 **M22**
27.725.33.2721



LILLE LYS Marfil
25 x 75 **M22**
27.725.33.2740



LILLE FALL Marfil
25 x 75 **M22**
27.725.33.2724



Capitel LILLE Marfil 16
5 x 25 **P32** 3,20
28.152.33.2459



Capitel LOIR Bronze 14
5 x 25 **P27** 3,38
28.152.234.2477



Ang. CAPITEL LOIR
P56
28.370.234.2477



Alzata LILLE Marfil 6
15 x 25 **P59** 5,25
28.562.33.2459



Alzata LOIR Bronze 11
10 x 25 **P36** 5,60
28.225.234.2477



Ang. ALZATA LOIR
P71
28.415.234.2477



Malla PYREX Mix 18
33 x 33 **P86** 17,30
28.833.100.2484
[Cristal-Glass-Verre]
[4 mm aprox.]



LYS Perla
45 x 45 **M20**
15.302.37.480

PEI 4



LYS Marfil
45 x 45 **M20**
15.302.33.480

PEI 4

LILLE - LILLE CUADRO - LILLE FALL - LILLE LYS - LILLE ROCHER

25 x 75 cm / 10" x 30"



Dec. CHER Plata 4 13,40
25 x 75 **P116**
28.716.31.2468



List. AXEL Piedra 5 9,50
10 x 75 **P95**
28.741.95.2464



Mold. METAL PLATA Mate 27 7,61
2 x 75 **P64**
28.719.803.2466



Dec. CHER Marfil 4 13,40
25 x 75 **P116**
28.716.33.2468



List. AXEL Marfil 5 9,50
10 x 75 **P95**
28.741.33.2464



Mold. METAL BRONCE Mate 27 7,61
2 x 75 **P66**
28.719.803.2465

RVTO / WALL / RVTM: LILLE PERLA 25 x 75 / MOLD. METAL PLATA MATE 2 x 75 / LIST. AXEL PIEDRA 10 x 75
PVTO / FLOOR / SOL: LYS PERLA 45 x 45




PASTA BLANCA / WHITE BODY TILES / PÂTE BLANCHE

RVTO / WALL / RVTM: LILLE BLANCO 25 x 75 / LILLE CUADRO BLANCO 25 x 75 / LILLE ROCHER BLANCO 25 x 75 / PVTO / FLOOR / SOL: LYS PERLA 45 x 45
RVTO / WALL / RVTM: LILLE MARFIL 25 x 75 / LILLE CUADRO MARFIL 25 x 75 / LILLE LYS MARFIL 25 x 75 / CAPITEL LILLE MARFIL 5 x 25 / ALZATA LILLE MARFIL 15 x 25 / PVTO / FLOOR / SOL: LYS MARFIL 45 x 45

25 x 75



25 x 75 cm / 10" x 30"



*NICEA Blanco
25 x 75 **M22**
27.725.12.2066



*NICEA Crema
25 x 75 **M22**
27.725.96.2066



*NICEA Gris
25 x 75 **M22**
27.725.2.2066



NICEA DECOR Crema
25 x 75 **M22**
27.725.96.2627



NICEA DECOR Gris
25 x 75 **M22**
27.725.2.2627



Dec. MÁRMARA Crema
25 x 75 **P116**
28.716.96.2420 4 13,60



Dec. MÁRMARA Gris
25 x 75 **P116**
28.716.2.2420 4 13,60



Mold. LÁSCARIS Blanco
5 x 25 **P34**
28.152.12.2423 14 3,56



Mold. LÁSCARIS Gris
5 x 25 **P34**
28.152.2.2423 14 3,56



Mold. LÁSCARIS Crema
5 x 25 **P34**
28.152.96.2423 14 3,56



List. LEANDRA
9 x 75 **P122**
28.718.1.2428 10 12,36



25 x 75
45 x 45

Rvto-Wall-Rvtm
Pvto-Floor-Sol



M²
M²



6
6



1,13
1,22



64
52



72,32
63,44



20,30
26,40



1325
1399



Pavimento coordinado / Coordinated floor tiles / Sol coordonné / **COMPACGLASS**



NICEA Blanco
45 x 45 **M20**
15.302.12.2066



NICEA Gris
45 x 45 **M20**
15.302.2.2066



NICEA Crema
45 x 45 **M20**
15.302.96.2066



RAVENA Blanco
25 x 75 **M21**
27.725.12.208



Dec. ANGELO Blanco
25 x 75 **P118**
28.716.12.2415 4 13,80



RAVENA Negro
25 x 75 **M21**
27.725.3.208



Dec. ANGELO Negro
25 x 75 **P118**
28.716.3.2415 4 13,80



Mold. BARILOCHE
2 x 75 **P67**
28.719.1.163 15 5,36

Pavimento coordinado / Coordinated floor tiles / Sol coordonné / **COMPACGLASS**



CATWALK Blanco
30 x 30 **M14**
15.600.12.1775

PEI 4



CATWALK Negro
30 x 30 **M14**
15.600.3.1775

PEI 3



25 x 75
30 x 30



M²
M²



6
16



1,13
1,44



64
60



72,32
86,40



20,30
26,50



1325
1616



25 x 75 cm / 10" x 30"



SINTRA Blanco
25 x 75 **M22**
27.725.12.881




Dec. AZORES-1 ■ ■ ■ ■
25 x 75 **P124**
28.716.1.80



List. LEANDRA
9 x 75 **P122**
28.718.1.2428



Dec. AZORES-2 ■ ■ ■ ■
25 x 75 **P124**
28.716.1.81











Malla GLASS
30 x 30 **P125**
28.635.1.2427
(Cristal-Glass-Verre)



MARMI CUADRO Marfil
25 x 50 **M18**
27.588.33.5252



MARMI TABLA Marfil
25 x 50 **M18**
27.588.33.5169

								
25 x 75	Rvto-Wall-Rvtm	M²	6	1,13	64	72,32	20,30	1325
25 x 50	Rvto-Wall-Rvtm	M²	7	0,88	88	77,44	13,50	1214
45 x 45	Pvto-Floor-Sol	M²	6	1,22	52	63,44	26,40	1399



Pavimento coordinado / Coordinated floor tiles / Sol coordonné / **COMPACGLASS**



SINTRA Blanco
45 x 45 **M20**
15.302.12.881

PEI 4

SPA - SPA ARLON - SPA CUADRO - SPA TABLA - SPA TRIER

25 x 75 cm / 10" x 30"



SPA Blanco
25 x 75 **M22**
27.725.12.2460



SPA CUADRO Blanco
25 x 75 **M22**
27.725.12.2723



SPA TABLA Blanco
25 x 75 **M22**
27.725.12.2711



Dec. ESTRELLA 4
25 x 75 **P121** 13,48
28.716.1.257



List. CORAL 10
7,5 x 75 **P94** 13,00
28.717.1.173



Capitel SPA Blanco 16
5 x 25 **P37** 3,20
28.152.12.2460



SPA ARLON Blanco
25 x 75 **M22**
27.725.12.2739



SPA TRIER Blanco
25 x 75 **M22**
27.725.12.2729



Capitel LOIR Bronze 14
5 x 25 **P27** 3,38
28.152.234.2477



Ang. CAPITEL LOIR
P56
28.370.234.2477



Alzata SPA Blanco 6
15 x 25 **P69** 5,30
28.562.12.2460



Alzata LOIR Bronze 11
10 x 25 **P36** 5,60
28.225.234.2477



Ang. ALZATA LOIR
P71
28.415.234.2477



25 x 75
30 x 30

Rvto-Wall-Rvtn
Pvto-Floor-Sol



M²
M²



6
16



1,13
1,44



64
60



72,32
86,40



20,30
26,50



1325
1616



Dec. PHOTO 4 
25 x 75 **P124** 13,00 
28.716.1.2481




Dec. FLASH 4 
25 x 75 **P124** 13,00 
28.716.1.2472

Mold. METAL PLATA Mate 27 
2 x 75 **P64** 7,61 
28.719.803.2466

Mold. METAL BRONCE Mate 27 
2 x 75 **P66** 7,61 
28.719.803.2465


Pavimento coordinado / Coordinated floor tiles / Sol coordonné / **COMPACGLASS - COMPACTTO PEDRA**





CATWALK Blanco PEI 4
30 x 30 **M14**
15.600.12.1775



TWEED Blanco PEI 4
30 x 30 **M14**
15.600.12.1776



BURMA Negro  PEI 4
30 x 30 **M19** 
11.600.3.2376

SPEZIA

25 x 75 cm / 10" x 30"



SPEZIA Blanco
25 x 75 **M21**
27.725.12.2626



SPEZIA Marfil
25 x 75 **M21**
27.725.33.2626



SPEZIA Gris
25 x 75 **M21**
27.725.2.2626



SPEZIA Musgo
25 x 75 **M21**
27.725.805.2626



Dec. ECOLOGY
25 x 75 **P119**
28.716.1.2416

4 13,84



Dec. LIGURIA Marfil
25 x 75 **P123**
28.716.33.2419

4 13,54



Dec. LIFE
25 x 75 **P119**
28.716.1.2418

4 13,84



Mold. BARILOCHE
2 x 75 **P67**
28.719.1.163

15 5,36



SPEZIA Negro
25 x 75 **M21**
27.725.3.2626



25 x 75
60 x 60

Rvto-Wall-Rvtm
Pvto-Floor-Sol



M²
M²



6
3



1,13
1.08



64
36



72,32
38.88



20,30
26,85



1325
993



Pavimento coordinado / Coordinated floor tiles / Sol coordonné / **COMPACTTO PEDRA**



COSMOS Blanco
60 x 60 **M26** 11.840.12.1997
30,3 x 61,3 **M20** 11.722.12.1997



COSMOS Gris
60 x 60 **M26** 11.840.2.1997
30,3 x 61,3 **M20** 11.722.2.1997



COSMOS Musgo
60 x 60 **M26** 11.840.805.1997
30,3 x 61,3 **M20** 11.722.805.1997



COSMOS Negro
60 x 60 **M26** 11.840.3.1997
30,3 x 61,3 **M20** 11.722.3.1997

25 x 75 cm / 10" x 30"



TRABIA Perla
25 x 75 **M22**
27.725.37.2628



List. AUGUSTE Perla ● ● ● ●
7,5 x 75 **P101** 7
28.717.37.932 8,02



TRABIA Crema
25 x 75 **M22**
27.725.96.2628



List. AUGUSTE Crema ● ● ● ●
7,5 x 75 **P101** 7
28.717.96.932 8,02

Pavimento coordinado / Coordinated floor tiles / Sol coordonné / **COMPACGLASS**



TRABIA Perla PEI 4
45 x 45 **M20**
15.302.37.2628



TRABIA Crema PEI 4
45 x 45 **M20**
15.302.96.2628



25 x 75
45 x 45

Rvto-Wall-Rvtm
Pvto-Floor-Sol



M²
M²



6
6



1,13
1,22



64
52



72,32
63,44



20,30
26,40



1325
1399



TRÍPOLI

25 x 75 cm / 10" x 30"

RVTO / WALL / RVTM: TRÍPOLI BLANCO 25 x 75 / DEC. FLOR DAHLIA 25 x 75 / DEC. FLORES DAHLIA 25 x 75





TRÍPOLI - TRÍPOLI MATE

| 30,3 x 60,5 | 30 x 60 | 25 x 50 |

25 x 75 cm / 10" x 30" PASTA BLANCA / WHITE BODY TILES / PÂTE BLANCHE



TRÍPOLI Blanco
25 x 75 **M20**
27.725.12.1205



TRÍPOLI MATE Blanco
25 x 75 **M20**
27.725.12.1316



Dec. FLOR DAHLIA
25 x 75 **P124**
28.716.1.2417



Dec. BRISA
25 x 75 **P124**
28.716.1.2180



Dec. FLORES DAHLIA
25 x 75 **P124**
28.716.1.2497



Dec. JANEIRO Blanco
25 x 75 **P123**
28.716.12.385



Mold. CRISTAL Purpura
2 x 75 **P118**
28.719.261.2525
(Cristal-Glass-Verre)



Mold. BARILOCHE
2 x 75 **P67**
28.719.1.163

Pavimento coordinado / Coordinated floor tiles / Sol coordonné / COMPACGLASS



CATWALK Blanco
30 x 30 **M14**
15.600.12.1775



CATWALK Negro
30 x 30 **M14**
15.600.3.1775



TWEED Blanco
30 x 30 **M14**
15.600.12.1776



TWEED Malva
30 x 30 **M14**
15.600.70.1776



25 x 75
30 x 30

Rvto-Wall-Rvtm
Pvto-Floor-Sol



M²
M²



6
16



1,13
1,44



64
60




72,32
86,40




20,30
26,50




1325
1616




Malla COSMOS Gris 11
30 x 30 (2 x 7) **P77** 20
21.618.2.1997




Malla COSMOS Marengo 11
30 x 30 (2 x 7) **P77** 20
21.618.28.1997



Malla COSMOS Negro 11
30 x 30 (2 x 7) **P77** 20
21.618.3.1997




Malla COSMOS Camel 11
30 x 30 (2 x 7) **P77** 20
21.618.220.1997



Malla COSMOS Musgo 11
30 x 30 (2 x 7) **P77** 20
21.618.805.1997



MALLA YALE Mix 11
30 x 30 (2 x 7) **P77** 20
25.618.1.1952
(YALE Arena, Marrón, Ceniza y Mica)



Malla 3D COSMOS Negro 9
29,5 x 34 **P80** 20
21.520.3.1997
(COSMOS Gris, Marengo y Negro)



Cnf. YALE Mix 10
20,5 x 55 **P88** 22
25.686.1.1952
(YALE Arena, Marrón, Ceniza y Mica)



Cnf. COSMOS Negro 10
20,5 x 55 **P88** 22
21.686.3.1997
(COSMOS Gris, Marengo y Negro)

25 x 75 cm / 10" x 30"



VERMONT Beige
25 x 75 **M22**
27.725.7.858



Dec. AZORES-1 
25 x 75 **P124**
28.716.1.80 4 
13,48 



Dec. MENFIS Beige 4 
25 x 75 **P116** 13,50 
28.716.7.1180



Dec. AZORES-2 
25 x 75 **P124** 4 
28.716.1.81 13,48 











List. LEANDRA 10 
9 x 75 **P122** 12,36 
28.718.1.2428



MARMÍ CUADRO Marfil
25 x 50 **M18**
27.588.33.5252



MARMÍ TABLA Marfil
25 x 50 **M18**
27.588.33.5169

								
25 x 75	Rvto-Wall-Rvtn	M²	6	1,13	64	72,32	20,30	1325
25 x 50	Rvto-Wall-Rvtn	M²	7	0,88	88	77,44	13,50	1214
45 x 45	Pvto-Floor-Sol	M²	6	1,22	52	63,44	26,40	1399



Pavimento coordinado / Coordinated floor tiles / Sol coordonné / **COMPACGLASS**



VERMONT Beige
45 x 45 **M20**
15.302.7858

PEI 4

AOSTA - AOSTA EGEO - AOSTA MEDAS

25 x 50 cm / 10" x 20"



AOSTA
25 x 50 **M17**
27.588.1.1290



AOSTA EGEO
25 x 50 **M17**
27.588.1.1924



AOSTA MEDAS
25 x 50 **M17**
27.588.1.1959



Dec. JADE 7 14,00 28.645.1.27



List. JADE 14 11,12 28.684.1.27



List. JADE 20 2,40 28.685.1.27

Pavimento coordinado / Coordinated floor tiles / Sol coordonné / **COMPACGLASS**



AOSTA 45 x 45
45 x 45 **M36** 37.302.1.1290
50 x 100 **M45** 37.491.1.1290

PEI 4

UNE-ENV 12633
CLASE 1

Semipul/Semipol/Semipoli



25 x 50
45 x 45

Rvto-Wall-Rvtm
Pvto-Floor-Sol



M²



7



0,88
1,22



88
52



77,44
63,44



13,50
26,40



1214
1399



CAPUA - CAPUA DEC - CAPUA MULTI


25 x 50 cm / 10" x 20"



CAPUA Blanco
25 x 50 **M16**
27.588.12.2377



CAPUA Marfil
25 x 50 **M16**
27.588.33.2377



Malla GLASS 11
30 x 30 **P125** 15,00
28.635.1.2427
(Cristal-Glass-Verre)



Dec. CAPUA Azul
25 x 50 **M17**
27.588.4.2410



CAPUA MULTI Siena
25 x 50 **M17**
27.588.53.2434



CAPUA MULTI Acqua
25 x 50 **M17**
27.588.127.2434



CAPUA Cobre
25 x 50 **M17**
27.588.92.2377



CAPUA MULTI Perla
25 x 50 **M17**
27.588.37.2434



CAPUA MULTI Miel
25 x 50 **M17**
27.588.258.2434



CAPUA Plata
25 x 50 **M17**
27.588.31.2377



CAPUA Bronce
25 x 50 **M17**
27.588.234.2377



25 x 50
30 x 30

Rvto-Wall-Rvtm
Pvto-Floor-Sol



M²
M²



7
16



0,88
1,44



88
60




77,44
86,40



13,50
26,50



1214
1616



Pavimento coordinado / Coordinated floor tiles / Sol coordonné / **COMPACGLASS**



CATWALK Blanco PEI 4
30 x 30 **M14**
15.600.12.1775



TWEED Blanco PEI 4
30 x 30 **M14**
15.600.12.1776



TWEED Marfil PEI 4
30 x 30 **M14**
15.600.33.1776



TWEED Siena PEI 3
30 x 30 **M14**
15.600.53.1776

25 x 50 cm / 10" x 20"



CRONO Marfil
25 x 50 **M17**
27.588.33.856



Dec. EVORA Marfil 7
25 x 50 **P87** 13,36
28.645.33.316



Dec. ORFEO Marfil 7
25 x 50 **P87** 14,00
28.645.33.251



Dec. BELLVER 7
25 x 50 **P104** 13,51
28.645.1.862



Dec. TRAMONTANA 7
25 x 50 **P104** 13,76
28.645.1.2026



List. EVORA Marfil 21
7 x 25 **P27** 6,59
28.585.33.316



Mold. ORFEO Marfil 36
1 x 25 **P40** 1,96
28.303.33.251



MARMI CUADRO Marfil
25 x 50 **M18**
27.588.33.5252



MARMI TABLA Marfil
25 x 50 **M18**
27.588.33.5169



MITA TABLA Beige
25 x 50 **M18**
27.588.7.5170



List. AMPURDAN 22
Oro 8 x 25 **P42** 6,82
28.158.32.941



Mold. LYON Oro 60
2 x 25 **P17** 6,36
28.172.32.732



List. TEODORO 8
Crema 10 x 50 **P92** 5,72
28.653.96.2429



Mold. CRISTAL 6
Jade 1,5 x 50 **P60** 1,30
28.720.48.2525
[Cristal-Glass-Verre]



25 x 50
45 x 45

Rvto-Wall-Rvtm
Pvto-Floor-Sol



M²
M²



7
6



0,88
1,22



88
52



77,44
63,44



13,50
26,40



1214
1399



Pavimento coordinado / Coordinated floor tiles / Sol coordonné / **COMPACGLASS**



MAGNA Marfil
45 x 45 **M20**
15.302.33.1996



MAGNA Crema
45 x 45 **M20**
15.302.96.1996

25 x 50 cm / 10" x 20"



DANTE Blanco
25 x 50 **M17**
27.588.12.1481



DANTE Marfil
25 x 50 **M17**
27.588.33.1481



DANTE Noce
25 x 50 **M17**
27.588.160.1481



DANTE Ventana 7
25 x 50 **P38** 13,00
Blanco 28.652.12.1481
Marfil 28.652.33.1481
Noce 28.652.160.1481



MARMÍ CUADRO Marfil
25 x 50 **M18**
27.588.33.5252



MARMÍ TABLA Marfil
25 x 50 **M18**
27.588.33.5169



MITA TABLA Beige
25 x 50 **M18**
27.588.7.5170



Dec. BELLVER 7
25 x 50 **P104** 13,51
28.645.1.862



Dec. TRAMONTANA 7
25 x 50 **P104** 13,76
28.645.1.2026



List. TEODORO 8
Crema 10 x 50 **P92** 5,72
28.653.96.2429



Mold. CRISTAL 6
Jade 1,5 x 50 **P60** 1,30
28.720.48.2525
(Cristal-Glass-Verre)



Taco MALI 6
8,5 x 13,7 **P31** 1,14
28.426.1.729



List. MALI 15
8 x 25 **P44** 5,52
28.158.1.729



Alzata MALI 6
15 x 25 **P70** 3,70
28.562.1.729



Mold. MALI 17
3,5 x 25 **P29** 2,38
28.565.1.729



List. AMPURDAN 22
Oro 8 x 25 **P42** 6,82
28.158.32.941



Mold. LYON Oro 60
2 x 25 **P17** 6,36
28.172.32.732



25 x 50
45 x 45

Rvto-Wall-Rvtm
Pvto-Floor-Sol



M²
M²



7
6



0,88
1,22



88
52



77,44
63,44



13,50
26,40






1214
1399



Dec. ALOBRAS PACK-2  1 
50 x 50 **P125** 4,20 
28.129.1.2090



List. ALOBRAS  14 
7,5 x 50 **P80** 9,88 
28.684.1.2450

Pavimento coordinado / Coordinated floor tiles / Sol coordonné / **COMPACGLASS**



DANTE Blanco PEI 4
45 x 45 **M20**
15.302.12.1481



DANTE Noce PEI 3
45 x 45 **M20**
15.302.160.1481



DANTE Marfil PEI 4
45 x 45 **M20**
15.302.33.1481

25 x 50 cm / 10" x 20"



ERIS Marfil
25 x 50 **M17**
27.588.33.2433




ERIS Crema
25 x 50 **M17**
27.588.96.2433



ERIS Noce
25 x 50 **M17**
27.588.160.2433



ERIS Ventana 7
25 x 50 **P38** 13,00
Marfil 28.652.33.2433
Crema 28.652.96.2433
Noce 28.652.160.2433



Mold. CRISTAL 6
Jade 1,5 x 50 **P60** 1,30
28.720.48.2525
(Cristal-Glass-Verre)



Dec. DEVA Marfil 7
25 x 50 **P91** 14,28
28.645.33.5998



Dec. DEVA Crema 7
25 x 50 **P91** 14,28
28.645.96.5998



Dec. DEVA Noce 7
25 x 50 **P91** 14,28
28.645.160.5998



MARM CUADRO Marfil
25 x 50 **M18**
27.588.33.5252



MARM TABLA Marfil
25 x 50 **M18**
27.588.33.5169



Taco ATENEA 6
8,5 x 13,7 **P39** 0,97
28.426.1.689



Alzata ATENEA 6
15 x 25 **P82** 3,60
28.562.1.689



List. ATENEA 15
8 x 25 **P61** 5,18
28.158.1.689



Mold. ATENEA 17
3,5 x 25 **P29** 2,04
28.565.1.689



25 x 50
45 x 45

Rvto-Wall-Rvtn
Pvto-Floor-Sol



M²
M²



7
6



0,88
1,22



88
52



77,44
63,44



13,50
26,40



1214
1399



Pavimento coordinado / Coordinated floor tiles / Sol coordonné / **COMPACGLASS**



ERIS Marfil
45 x 45 **M20**
15.302.33.2433



ERIS Crema
45 x 45 **M20**
15.302.96.2433



ERIS Noce
45 x 45 **M20**
15.302.160.2433

MARMI CUADRO/TABLA - MEDEA CUADRO - MITA TABLA - MOON TABLA

25 x 50 cm / 10" x 20"



MARMI CUADRO Marfil
25 x 50 **M18**
27.588.33.5252



MARMI TABLA Marfil
25 x 50 **M18**
27.588.33.5169



MEDEA CUADRO Gris
25 x 50 **M18**
27.588.2.5253




MEDEA CUADRO Marrón
25 x 50 **M18**
27.588.9.5253




MEDEA CUADRO Azul
25 x 50 **M18**
27.588.4.5253



MITA TABLA Beige
25 x 50 **M18**
27.588.7.5170



MOON TABLA Beige
25 x 50 **M18**
27.588.7.5171



MOON TABLA Azul
25 x 50 **M18**
27.588.4.5171



25 x 50

Rvto-Wall-Rvtn



M²



7



0,88



88




77,44



13,50



1214



25 x 50 cm / 10" x 20"



NICEA Blanco
25 x 50 **M17**
27.588.12.2066



NICEA Gris
25 x 50 **M17**
27.588.2.2066



NICEA Crema
25 x 50 **M17**
27.588.96.2066



Mold. CRISTAL
Jade 1,5 x 50 **P60** 6
28.720.48.2525 1,30
(Cristal-Glass-Verre)



Mold. LÁSCARIS 14
Blanco 5 x 25 **P34** 3,56
28.152.12.2423



Mold. LÁSCARIS 14
Gris 5 x 25 **P34** 3,56
28.152.2.2423



Mold. LÁSCARIS 14
Crema 5 x 25 **P34** 3,56
28.152.96.2423



List. GAEA 21
10 x 25 **P53** 8
28.225.1.2421



Dec. ANATOLIA 7
25 x 50 **P102** 13,56
28.645.1.5031



List. TEODORO 8
Gris 10 x 50 **P92** 5,72
28.653.2.2429



List. TEODORO 8
Crema 10 x 50 **P92** 5,72
28.653.96.2429



Dec. ANTHEA PACK-2 1
50 x 50 **P127** 4,20
28.129.1.5251



25 x 50
45 x 45



M²
M²



7
6



0,88
1,22



88
52



77,44
63,44



13,50
26,40



1214
1399



Pavimento coordinado / Coordinated floor tiles / Sol coordonné / **COMPACGLASS**



NICEA Blanco
45 x 45 **M20**
15.302.12.2066



NICEA Gris
45 x 45 **M20**
15.302.2.2066



NICEA Crema
45 x 45 **M20**
15.302.96.2066



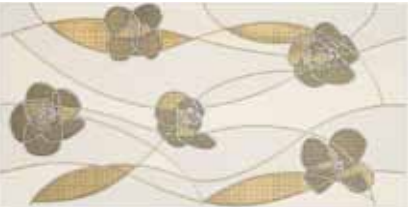
PARIS Marfil
25 x 50 **M16**
27.588.33.416



PARIS Marrón
25 x 50 **M16**
27.588.9.416



Dec. MONTMARTRE Noce
25 x 25 **P106**
28.659.160.1712 14 14,50



Dec. NEUILLY 7
25 x 50 **P113** 13,9
28.645.1.1732




Dec. VENDOME 7
25 x 50 **P91** 13,7
28.645.1.1710



List. PIGALLE 14
3 x 25 **P64** 1,96
28.578.1.1763



List. NEUILLY 4
6 x 50 **P67** 2,56
28.646.1.1732



PARIS Blanco
25 x 50 **M16**
27.588.12.416



PARIS Negro
25 x 50 **M16**
27.588.3.416



Dec. SEVRES 7
25 x 50 **P83** 14,30
28.645.1.1757



Dec. ELYSSE 7
25 x 50 **P94** 13,45
28.645.1.1711



Dec. CLICHY 7
25 x 50 **P106** 13,8
28.645.1.1733



List. CLICHY 16
6 x 25 **P49** 4,68
28.174.1.1733



List. ISSY 17
3 x 25 **P57** 2,80
28.578.1.1708



25 x 50
30 x 30

Rvto-Wall-Rvtm
Pvto-Floor-Sol



M²



7
16



0,88
1,44



88
60



77,44
86,40



13,50
26,50



1214
1616



List. VILLETTE 8 10,24
12,5 x 50 **P81**
28.651.1.1734



List. CRILLÓN Noce 9 9,92
12,5 x 50 **P78**
28.651.160.1739



List. CRILLÓN Negro 9 9,92
12,5 x 50 **P78**
28.651.3.1739



List. VILLETTE 8 2,10
3 x 50 **P76**
28.488.1.1734



List. CRILLÓN Noce 8 2,32
3 x 50 **P31**
28.488.160.1739



List. CRILLÓN Negro 8 2,32
3 x 50 **P31**
28.488.3.1739

Pavimento coordinado / Coordinated floor tiles / Sol coordonné / **COMPACGLASS**



CATWALK Blanco PEI 4
30 x 30 **M14**
15.600.12.1775



CATWALK Negro PEI 3
30 x 30 **M14**
15.600.3.1775



CATWALK Marfil PEI 3
30 x 30 **M14**
15.600.33.1775



CATWALK Marrón PEI 3
30 x 30 **M14**
15.600.9.1775

25 x 50 cm / 10" x 20"




SINTRA Blanco
25 x 50 **M17**
27.588.12.881



MARMI CUADRO Marfil
25 x 50 **M18**
27.588.33.5252



MARMI TABLA Marfil
25 x 50 **M18**
27.588.33.5169



Malla GLASS
30 x 30 **P125**
28.635.1.2427
[Cristal-Glass-Verre]



Dec. LACIO Blanco
25 x 50 **P81**
28.645.12.160



List. LACIO Plata
6 x 50 **P68**
28.646.31.160



List. LACIO Bronce
6 x 50 **P74**
28.646.234.160



Mold. CRISTAL Jade
1,5 x 50 **P60**
28.720.48.2525
[Cristal-Glass-Verre]



25 x 50
45 x 45

Rvto-Wall-Rvtn
Pvto-Floor-Sol



M²
M²



7
6



0,88
1,22



88
52



77,44
63,44



13,50
26,40



1214
1399



Pavimento coordinado / Coordinated floor tiles / Sol coordonné / **COMPACGLASS**



SINTRA Blanco
45 x 45 **M20**
15.302.12.881

PEI 4

25 x 50 cm / 10" x 20"



TRABIA Perla
25 x 50 **M17**
27.588.37.2628



TRABIA Crema
25 x 50 **M17**
27.588.96.2628



Dec. GIOVANNI Perla
25 x 50 **P100**
28.645.37.2422

7

13,60



Dec. GIOVANNI Crema
25 x 50 **P100**
28.645.96.2422

7

13,60



List. TEODORO Perla
10 x 50 **P92**
28.653.37.2429

8

5,72



List. TEODORO Crema
10 x 50 **P92**
28.653.96.2429

8

5,72

Pavimento coordinado / Coordinated floor tiles / Sol coordonné / **COMPACGLASS**



TRABIA Perla
45 x 45 **M20**
15.302.37.2628

PEI 4



TRABIA Crema
45 x 45 **M20**
15.302.96.2628

PEI 4



25 x 50
45 x 45

Rvto-Wall-Rvtm
Pvto-Floor-Sol



M²
M²



7
6



0,88
1,22



88
52



77,44
63,44



13,50
26,40




1214
1399



TRÍPOLI - MEDEA - MOON

| *30,3 x 60,5 | *30 x 60 | *25 x 75 |

25 x 50 cm / 10" x 20"



*TRÍPOLI Blanco
25 x 50 **M14**
27.588.12.1205



Dec. SCABOS Blanco 7
25 x 50 **P116** 14,02
28.645.12.866



Dec. TOMATO Blanco 7
25 x 50 **P114** 14,20
28.645.12.2446



Dec. PRISMA Rojo 9
25 x 25 **P44** 9,20
28.659.8.1690




MEDEA CUADRO Gris
25 x 50 **M18**
27.588.2.5253



MEDEA CUADRO Marrón
25 x 50 **M18**
27.588.9.5253




MEDEA CUADRO Azul
25 x 50 **M18**
27.588.4.5253



Dec. PRISMA Negro 9
25 x 25 **P44** 9,20
28.659.3.1690



MOON TABLA Beige
25 x 50 **M18**
27.588.7.5171



MOON TABLA Azul
25 x 50 **M18**
27.588.4.5171



List. VILLETTE 8
3 x 50 **P76** 2,10
28.488.1.1734



25 x 50
30 x 30

Rvto-Wall-Rvrm
Pvto-Floor-Sol



M²
M²



7
16



0,88
1,44



88
60



77,44
86,40




13,50
26,50



1214
1616



Pavimento coordinado / Coordinated floor tiles / Sol coordonné / **COMPACGLASS**



CATWALK Blanco PEI 4
30 x 30 **M14**
15.600.12.1775



CATWALK Celeste PEI 3
30 x 30 **M14**
15.600.55.1775




CATWALK Marrón PEI 3
30 x 30 **M14**
15.600.9.1775



CATWALK Negro PEI 3
30 x 30 **M14**
15.600.3.1775

TRÍPOLI MATE - MEDEA - MITA - MOON | *30,3 x 60,5 | *30 x 60 | *25 x 75 |

25 x 50 cm / 10" x 20"




*TRÍPOLI MATE Blanco
25 x 50 **M14**
27.588.12.1316



Dec. FENG SUI Blanco
25 x 50 **P96**
28.645.12.2448



Dec. ORIENTAL Blanco
25 x 50 **P96**
28.645.12.2449



MEDEA CUADRO Gris
25 x 50 **M18**
27.588.2.5253




MEDEA CUADRO Marrón
25 x 50 **M18**
27.588.9.5253




MEDEA CUADRO Azul
25 x 50 **M18**
27.588.4.5253



MITA TABLA Beige
25 x 50 **M18**
27.588.7.5170



MOON TABLA Beige
25 x 50 **M18**
27.588.7.5171



MOON TABLA Azul
25 x 50 **M18**
27.588.4.5171

Pavimento coordinado / Coordinated floor tiles / Sol coordonné / COMPACGLASS



CATWALK Blanco
30 x 30 **M14**
15.600.12.1775



CATWALK Celeste
30 x 30 **M14**
15.600.55.1775



CATWALK Marrón
30 x 30 **M14**
15.600.9.1775



CATWALK Negro
30 x 30 **M14**
15.600.3.1775



25 x 50
30 x 30

Rvto-Wall-Rvtn
Pvto-Floor-Sol



M²
M²



7
16



0,88
1,44



88
60




77,44
86,40



13,50
26,50



1214
1616



25 x 50 cm / 10" x 20"



VERMONT Beige
25 x 50 **M17**
27.588.7858



Dec. MELBOURNE 7
Beige 25 x 50 **P81** 14,20
28.645.7373



Dec. NIAGARA 7
Beige 25 x 50 **P81** 13,60
28.645.769



MARMÍ CUADRO Marfil
25 x 50 **M18**
27.588.33.5252



MARMÍ TABLA Marfil
25 x 50 **M18**
27.588.33.5169



25 x 50
45 x 45

Rvto-Wall-Rvtm
Pvto-Floor-Sol



M²



6



0,88
1,22



88
52



77,44
63,44



13,50
26,40



1214
1399



Pavimento coordinado / Coordinated floor tiles / Sol coordonné / **COMPACGLASS**



VERMONT Beige
45 x 45 **M20**
15.302.7858

PEI 4